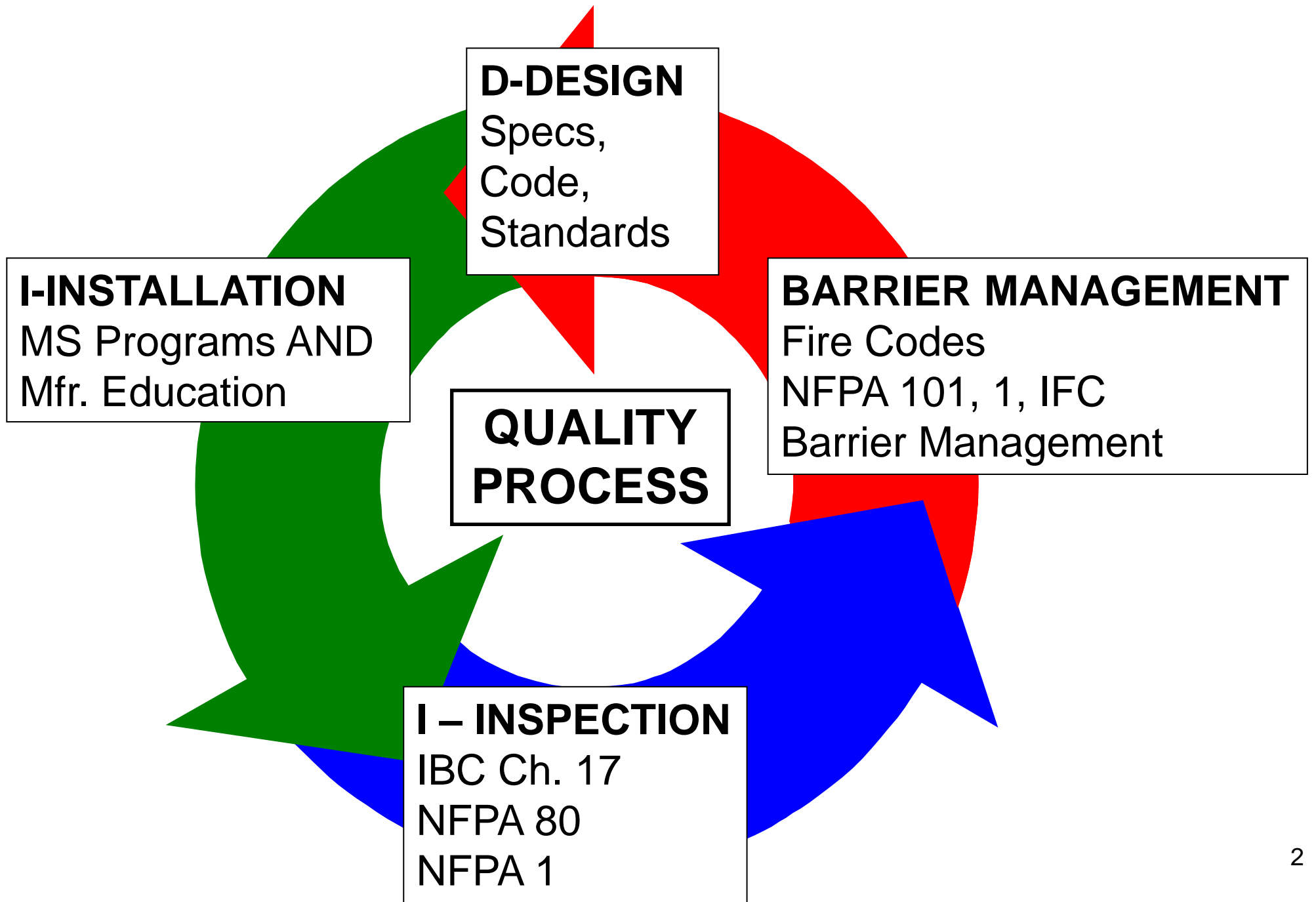


**FCIA's DIIM:
Firestop 101
Education
Program**

- **Design**
- **Installation**
- **Inspection**
- **Maintenance &
Management**



“DIIM” – Design, Install, Inspect, Maintain

- Fire Resistance & Smoke Resistant Firestopping
 - Properly *Designed* Building Codes
 - FCIA - 07-84-00 – Specification – **CCS**
 - **Tested and Listed Systems** –
 - ASTM 814, UL 1479, ASTM E 1966, UL 2079, E2307, E2837, E3037
 - **Movement, (M) Smoke (L), Water (W)**
 - Professional *Installation* –
 - FCIA Member, ULC Qualified Contractors, FM 4991 Approved
 - Properly *Inspected* –
 - ASTM E2174 / E2393, by IAS AC 291 Agencies, ULC, IFC, FM Exams
 - **Protection Maintained** – Annually – by FCIA Members

Building & Fire Code Requirements

- International Codes –
 - New and Existing Buildings International Building Code – Chapter 7
 - International Fire Code – Chapter 7
- NFPA 5000 – 101- Chapter 8
- National Building Code
- UAE Fire and Life Safety Code – Chapter
- ***Minimum requirements - Construction & Maintaining Protection***

Barrier Continuity SYSTEMS

- **Products Become Systems – Test Standards**
 - **Fire & Smoke Barriers – Fire Separations**
 - ASTM E119, UL 263
 - **Firestopping –**
 - ASTM E814 / UL 1479, UL 2079, E1966, E2307, E2837, E3037...test methods...”
 - **Swinging/Rolling Fire Doors – UL 10B & UL 10C....NFPA 252**
 - **Fire Rated Glazing – UL 9, ASTM E119, UL 263**
 - **Fire/Smoke Dampers – UL 555, UL 555S**
- **SYSTEM Testing = Suitability Statement**



Affinity Firestop Photo

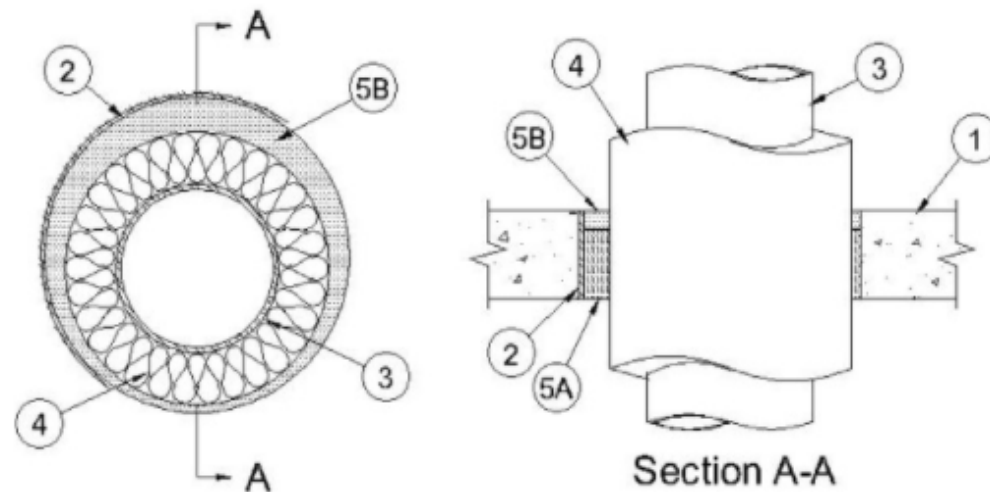


**Possible UL
System Nos.:
C-AJ-5138,
C-AJ-5209,
W-J-5091,
Etc.**

Affinity Firestop Photo

F Ratings — 1 and 2 Hr (See Item 3)

T Ratings — 0, 3/4 and 1 Hr (See Item 4)



1. **Floor or Wall Assembly** — Min 2-1/2 in. (64 mm) thick reinforced lightweight or normal weight (100-150 pcf or 1600 - 2400 kg/m³) concrete floors or min 3 in. (76 mm) thick reinforced lightweight or normal weight concrete walls. Wall may also be constructed of any UL Classified **Concrete Blocks***. Max diam of opening 9 in. (229 mm).

See **Concrete Blocks** (CAZT) category in the Fire Resistance Directory for names of manufacturers.

2. **Steel Sleeve** — (Optional) - Nom 9 in. (229 mm) diam (or smaller) Schedule 10 (or heavier) steel sleeve cast or grouted into floor or wall assembly. Steel sleeve may be installed flush or may project max 2 in. (51mm) beyond the floor or wall surfaces. As an alternate, nom 9 in. (229 mm) diam (or smaller) sleeve fabricated from nom 0.019 in. (0.48 mm) thick galv steel cast or grouted into floor or wall assembly flush with floor or wall surfaces.

3. **Through Penetrants** — One metallic pipe to be installed concentrically or eccentrically within opening. Penetrant to be rigidly supported on both sides of floor or wall assembly. The following types and sizes of metallic pipes may be used:

A. **Steel Pipe** — Nom 4 in. (102 mm) diam (or smaller) Schedule 10 (or heavier) steel pipe.

B. **Iron Pipe** — Nom 4 in. (102 mm) diam (or smaller) cast or ductile iron pipe.

C. **Copper Tubing** — Nom 2 in. (51 mm) diam (or smaller) Type L (or heavier) copper tubing.

D. **Copper Pipe** — Nom 2 in. (51 mm) diam (or smaller) Regular (or heavier) copper pipe.

F Rating is 2 Hr for Penetrants A and B. F Rating is 1 Hr for Penetrants C and D.

4. **Pipe Covering*** — Nom 1-1/2 in. (38 mm) thick (or less) hollow cylindrical heavy density glass fiber units jacketed on the outside with an all service jacket. Longitudinal joints sealed with metal fasteners or factory-applied self-sealing lap tape. Transverse joints secured with metal fasteners or with butt tape supplied with product. Annular space between the pipe covering and periphery of opening or sleeve shall be min 1/2 in. to max 1 in. (13 mm to 25 mm).

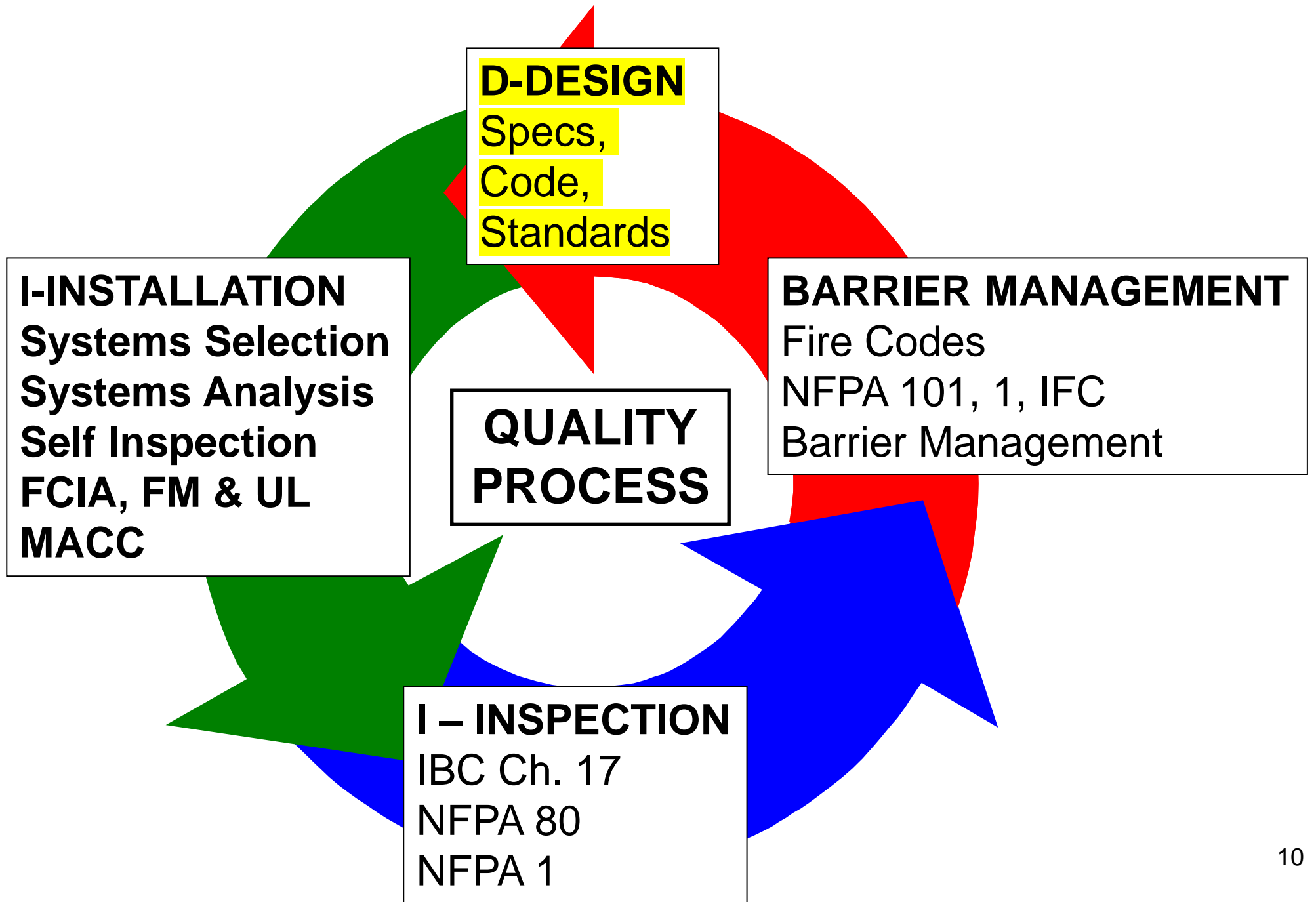
See **Pipe and Equipment Covering - Materials** - (BRGU) category in the Building Materials Directory for names of manufacturers. Any pipe covering material meeting the above specifications and bearing the UL Classification Marking with a Flame Spread Index of 25 or less and a smoke Developed Index of 50 or less may be used.

T Rating is 3/4 Hr for nom 1-1/2 in. (38 mm) thick pipe covering for penetrants A and B. T Rating is 1 Hr for nom 1-1/2 in. (38 mm) thick pipe covering for Penetrants C and D. T Rating is 0 Hr for all Penetrants when pipe coverings less than nom 1-1/2 in. (38 mm) thick.

Building & Fire Code Requirements


- International Codes –
- NFPA 5000 – 101- Chapter 8
- National Building Code – Canada
- UAE Fire and Life Safety Code – Chapter 1, Section 21
- Other Worldwide Codes

- ***Minimum requirements - Construction & Maintenance***



Specs – Starts Barrier Management Process

- **NEW Buildings – 07-84-00 Specs**
 - [www. FCIA .org](http://www.FCIA.org)
- **Part I – Products...but**
 - **Systems**
 - **Product Properties**
 - **Manufacturers**
- **“Single Manufacturer to the greatest extent possible” – EJ/EFRRRA’s**



Specs – Key Parts

- **NEW Buildings – 07-84-00 Specs**
 - **www.FCIA.org**
- **Part II– Contractor/Installer Qualifications**
 - **FCIA Member in Good Standing, AND**
 - **FM 4991, Standard for the Approval of Firestop Contractors, OR**
 - **UL Qualified Firestop Contractor Program**
 - **AND**
 - **Manufacturer Accredited, Approved, Trained**

Specs – Key Parts

- **NEW Buildings – 07-84-00 Specs**
 - **www.FCIA.org**
- **Part II – Qualifications – Special Inspection**
 - **Special Inspection Agency –**
 - **IAS AC 291 Accredited Special Inspection Agencies**
 - **Special Inspector Qualifications**
 - **FM Firestop Exam**
 - **UL Firestop Exam**
 - **AND**
 - **IFC Exam**

Specs – Key Parts

- **NEW Buildings – 07-84-00 Specs**
- **Part III – Execution**
 - **Special Inspection**
 - **ASTM E 2174 - Penetrations**
 - **ASTM E 2393 - Joints**

Specs – Don't Forget Division 1 – ALL Divisions

Documentation for Building Life Cycle

- **Reference 01-78-00 Closeout Submittals**
 - **01 78 29 Final Site Survey**
 - **01 78 33 Bonds**
 - **01 78 36 Warranties**
 - **01 78 39 Project Record Documents**
 - **01 78 43 Spare Parts**
 - **01 78 46 Extra Stock Materials**
 - **01 78 53 Sustainable Design Closeout Documentation**

Building & Fire Code Requirements

- Fire-Resistance Rated Barriers – Defined Terms
 - *Exterior Walls*
 - *Fire Walls*
 - *Fire Barriers*
 - *Fire Partitions (Not NFPA)*
 - *Smoke Barriers*
 - *Smoke Partitions*
 - *Archaic Assemblies*

Existing Buildings


- **Archaic Assemblies**
 - **Clay Tile Block**
 - **Gypsum Block**
 - **Plaster**
 - **Clay Tile/Concrete**
 - **Unidentified Assemblies**
- **Tested ... Calculated ... Prescriptive**

Smoke Barriers & Firestopping

- Smoke Barriers differ from Smoke Partitions?
 - **Smoke Barrier** –
 - **IBC** – Hourly Rated, Quantified Firestop “L” Rating
 - < 5cfm/sf (IBC 2006)
 - < 50 cfm, 100 sf of Wall Area (IBC 2009)
 - **NFPA** – ... ‘restricting the passage of smoke’...
 - Hourly Rated, Quantified Firestop L Rating Chapter 8
 - NO quantified “L” Rating ... Healthcare Chapter
 - Continuous, Barrier to Barrier, ... through concealed spaces
 - Not always fire-resistance-rated
 - **Smoke Partition** –
 - **IBC** – Continuous barrier, not fire rated... ‘retard’
 - **NFPA** – Continuous membrane that is designed to form a barrier to *limit the transfer of smoke*....

Continuity

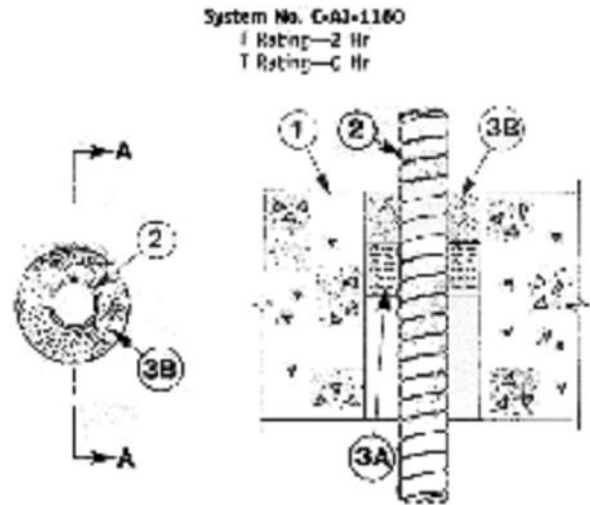
Effective Compartmentation Features



New UL test standards for Life Safety Dampers will take effect in July 2002



Firestopping for Continuity I – Classified Systems




SECTION A-A

1. Floor or Wall Assembly—Min. 4-1/2 in. thick lightweight or normal weight (1100 to 150 pcf) concrete. Will may also be constructed of any A Classified Concrete Blocks*. Diam. of rim or through opening in floor or wall assembly to be 1/2 in. to 1-1/2 in. larger than diam. of flexible metal conduit (Item 2) installed in through opening. Max diam. of opening is 6 in. See Concrete Block (CAC) category in the Fire Resistance Directory for names of manufacturers.
2. Through Penetrating Product*—Max. 4 in. diam. (or smaller) size, or max. 3/4 in. diam. (or smaller) diameter flexible metal conduit. Max. one flexible metal conduit to be installed rear center or circular through opening in floor or wall assembly. Flexible metal conduit to be rigidly supported on both sides of floor or wall assembly.
Alliance Cable Corp.
3. Packing Material—Nom. 1 in. thickness of ceramic (aluminum silicate) fiber blanket or mineral wool batt insulation. Insert into opening as a permanent form. Packing material to be recessed min. 1 in. from top surface of floor or from both surfaces of wall.
4. Fill, Void or Cavity Material*—Caulk—Applied to fill the annular space around the flexible metal conduit. In floor, a min. 2 in. depth of fill material to be installed flush with top surface of floor. In walls, a min. 1 in. depth of fill material to be installed flush with wall surface on both sides of wall assembly.

Minnesota Mining & Mfg. Co.—TF 27406

*Bearing the UL Classified Mark
*Bearing the UL Listing Mark



Firestopping for Continuity

Products become **SYSTEMS** Based on Testing

- **‘Field Erected Construction...Tested to...’**
 - Standards – ASTM E814 / UL 1479, UL 2079, ASTM E1966, ASTM E2837, ASTM E2307, FM 4990
 - F Rating – Flame
 - T Rating – Temperature
 - L Rating – Smoke
 - W Rating – Water
 - M Rating – Movement



3M Photo

Conditions of Acceptance

FT Rating

- Passage of Flame
- 325°F (180°C) Temperature Rise
- Hose Stream

L Rating (Optional)

- Air Leakage Rate at Ambient Temperature
- Air Leakage Rate at 400°F (204°C)


W Rating (Optional)

- Optional program, applicable to incidental water
- 3 Ft. WC (0.91 M WC) Pressure Head / 72 Hr Exposure
- Firestop subjected to water exposure, followed by standard fire and hose stream tests
- Firestop systems assigned a W Rating

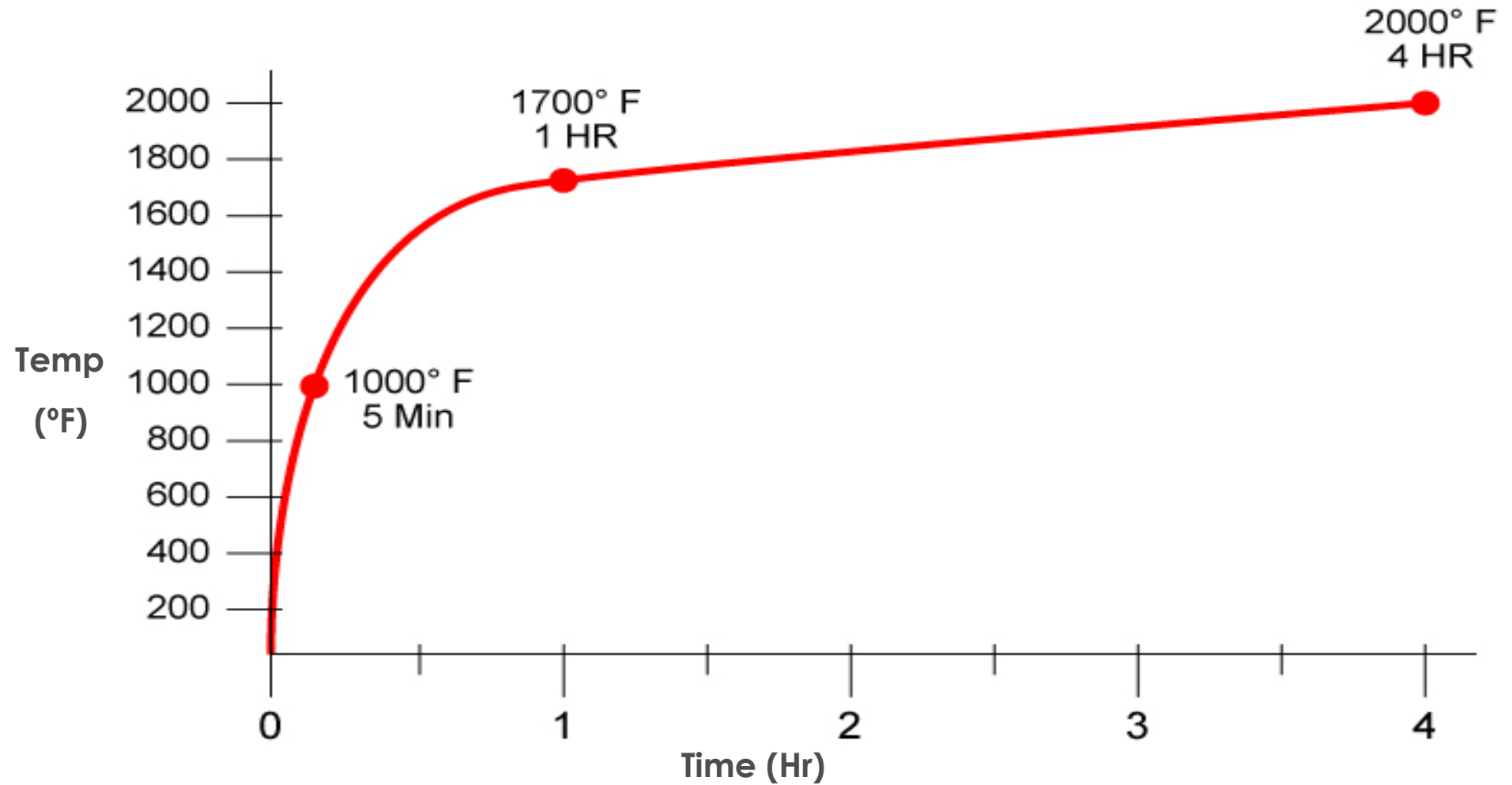
M Rating (Optional)

- Applicable to movement of penetrating item/Assembly
- Penetrating item move perpendicular and/or in plane of barrier - ASTM E3037
- After movement, fire and hose stream test
- Firestop systems - M Rating
 - Rating within plane based on percentage of annular space
 - Rating perpendicular to barrier based on dimension

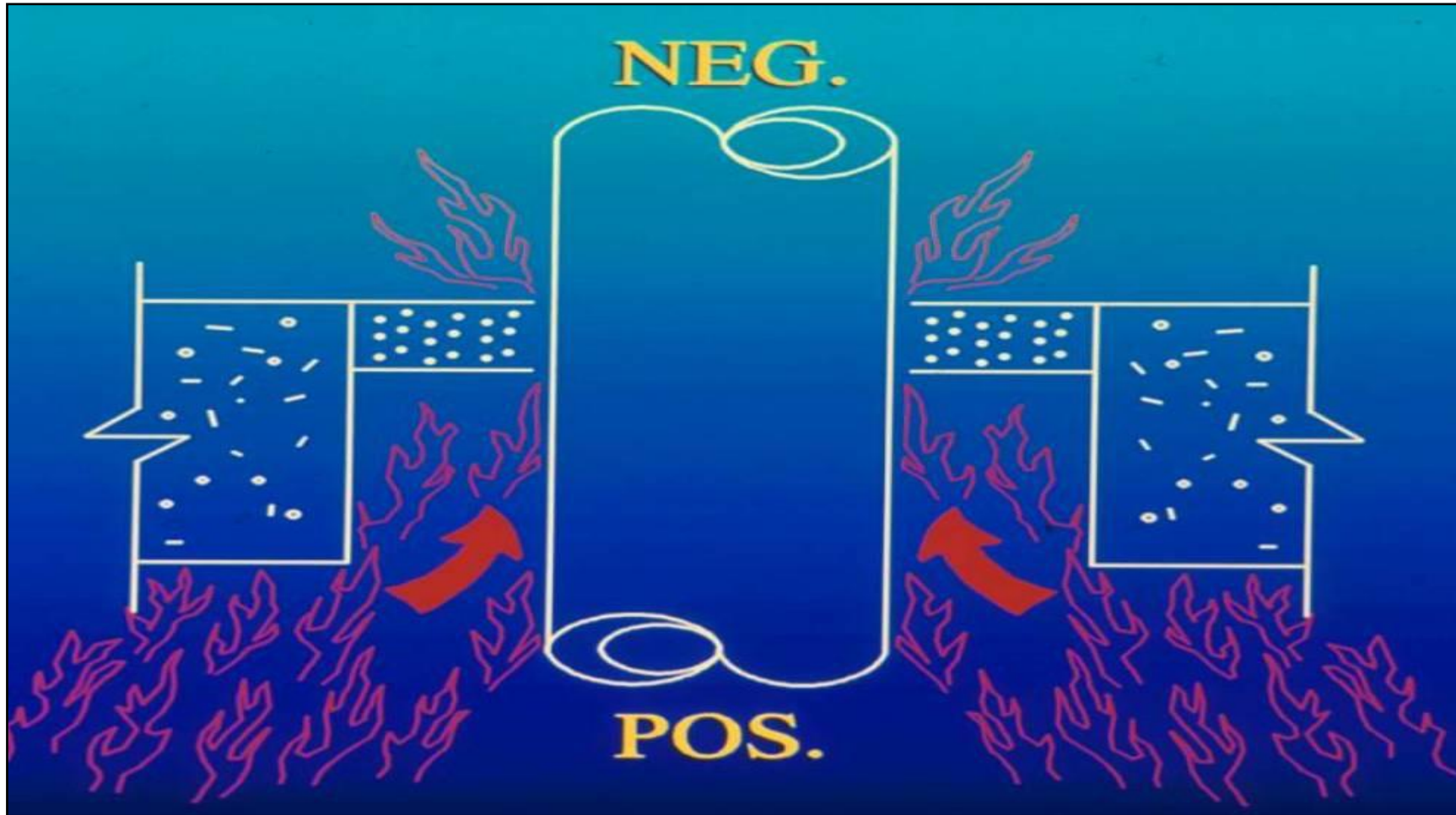
Pre-Test View – Top, Concrete Assy.



Time-Temperature Curve



Positive Furnace Pressure





Post-Test View – Under Assembly

Hose Stream Test



UL Photo

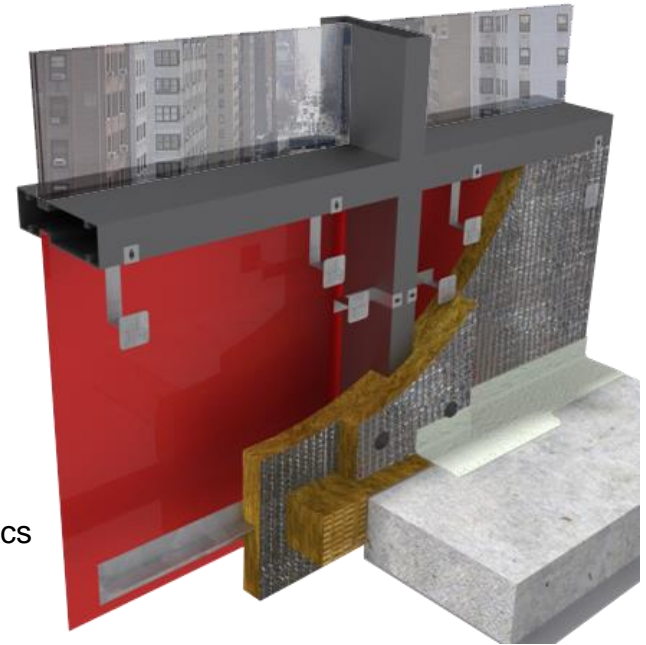
Building & Fire

Worldwide Code Requirements

- *Chemical, Biological, Radiation, Explosion, Germ, etc.*
 - Standards?
 - C – Which Chemicals? Check with manufacturer
 - B – Which Agents? Check with manufacturer
 - R – Nuclear Power Plant Standards? Check with manufacturer.
 - E – Blast Strength? Check with manufacturer
 - G – Germ – Check with manufacturer & industrial hygienist
 - How to Regulate for Unexpected Events?
 - Due Diligence - Review Required by code?

IBC & Curtain Walls

- **ASTM E2307**
- **Prevent Fire Spread – Interior Safing Slot**
 - Interior Flame
 - Exterior Flame Plume from Window
 - Time & Temperature
 - Tested Systems....
- **Leapfrog Testing (ASTM E2874)?**
- **More on this by**
 - **Rick Roos, Tony Crimi, Angie Ogino**



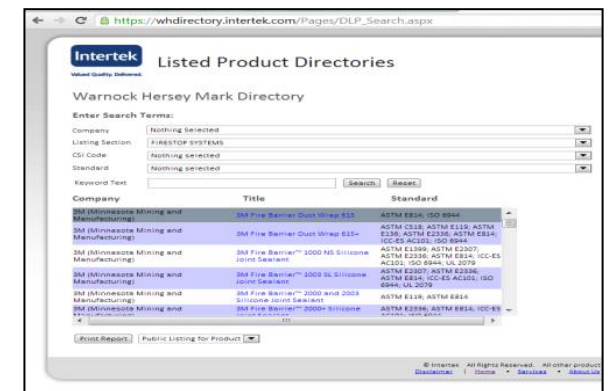
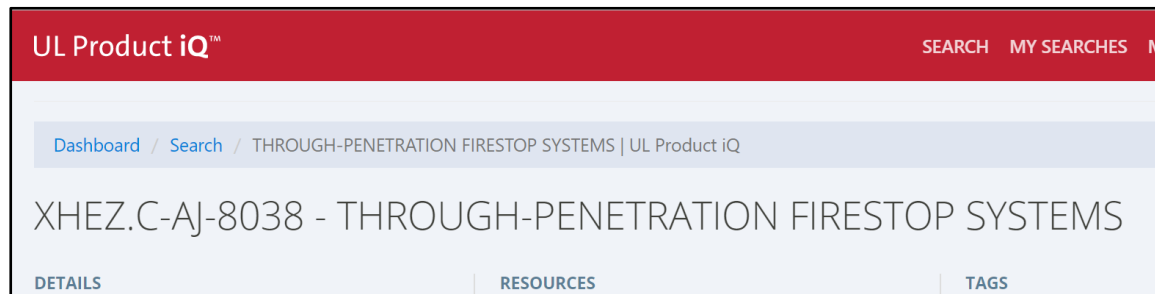
OCF/Thermafiber Graphics

Barrier Continuity Products become SYSTEMS

- Fire Rated Systems Directories –
 - FM Approvals
 - Intertek
 - UL/ULC Product iQ Online Directory



Systems Selection & Analysis...Not as easy as it looks...



Engineering Judgments/EFRRA

- Variances to Systems at Site? – Now What...
 - **First Action in Process**
 - Find another system – Same Manufacturer
 - Find another system – Different Manufacturer
 - If no system exists in either case....
 - **Second Action –**
 - *Engineering Judgment* – “EJ”
 - *Equivalent Fire Resistance Rated Assembly* – “EFRRA”
 - ***Based on engineering, IFC Protocol***

Engineering Judgments/EFRRA

International Firestop Council – Manufacturers – www.firestop.org

IFC Guidelines for Evaluating Engineering Judgment Guidelines

‘Construction industry professionals, building officials, fire officials, firestop contractors and other stakeholders need appropriate guidelines for evaluating and using such judgments.’

As such, IFC developed *Recommended IFC Guidelines for Evaluating Firestop Systems in Engineering Judgments*.

Engineering Judgments/EFRRA

IFC EJ Guidelines for the Evaluation ...

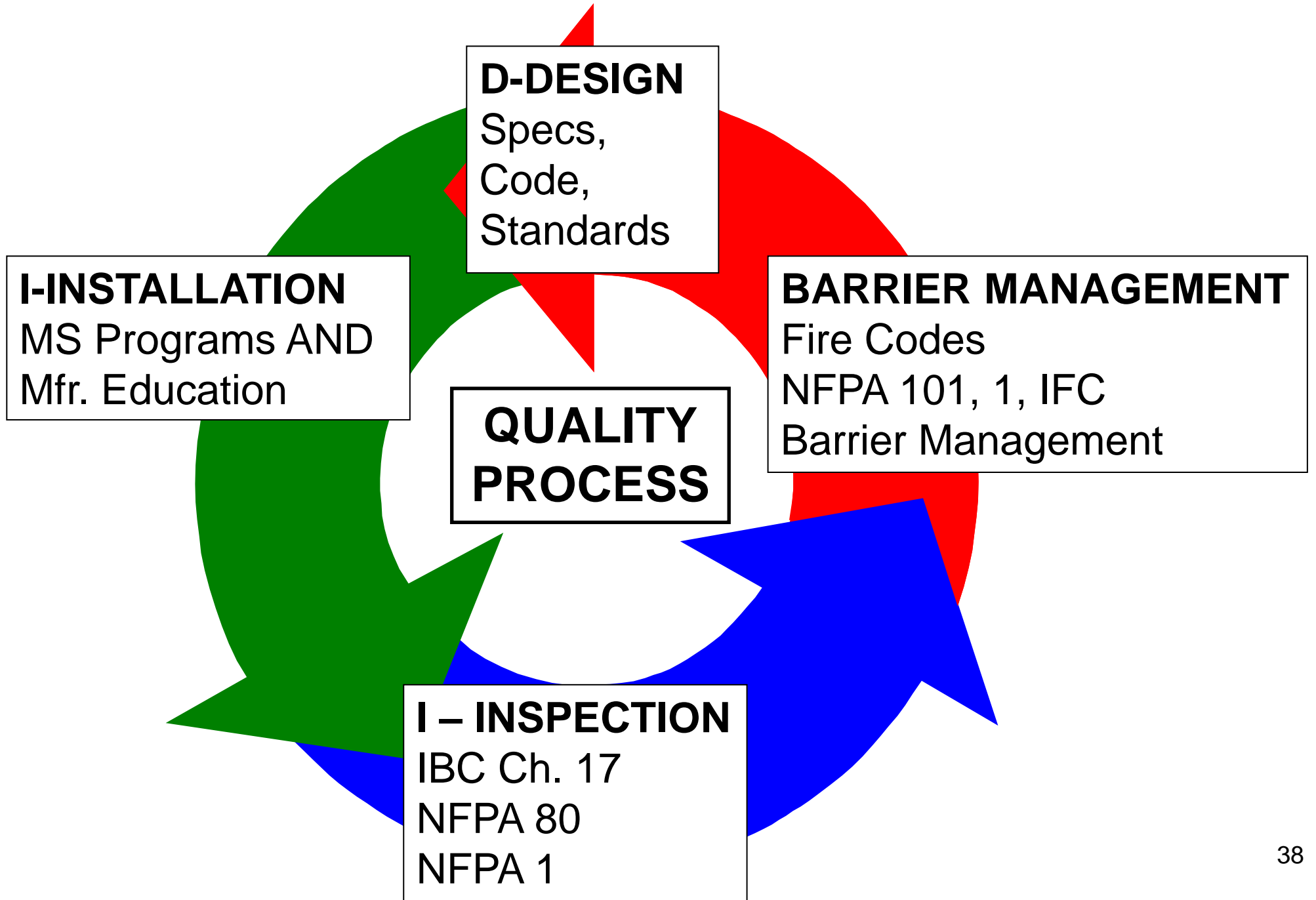
Engineering Judgments for firestop systems should:

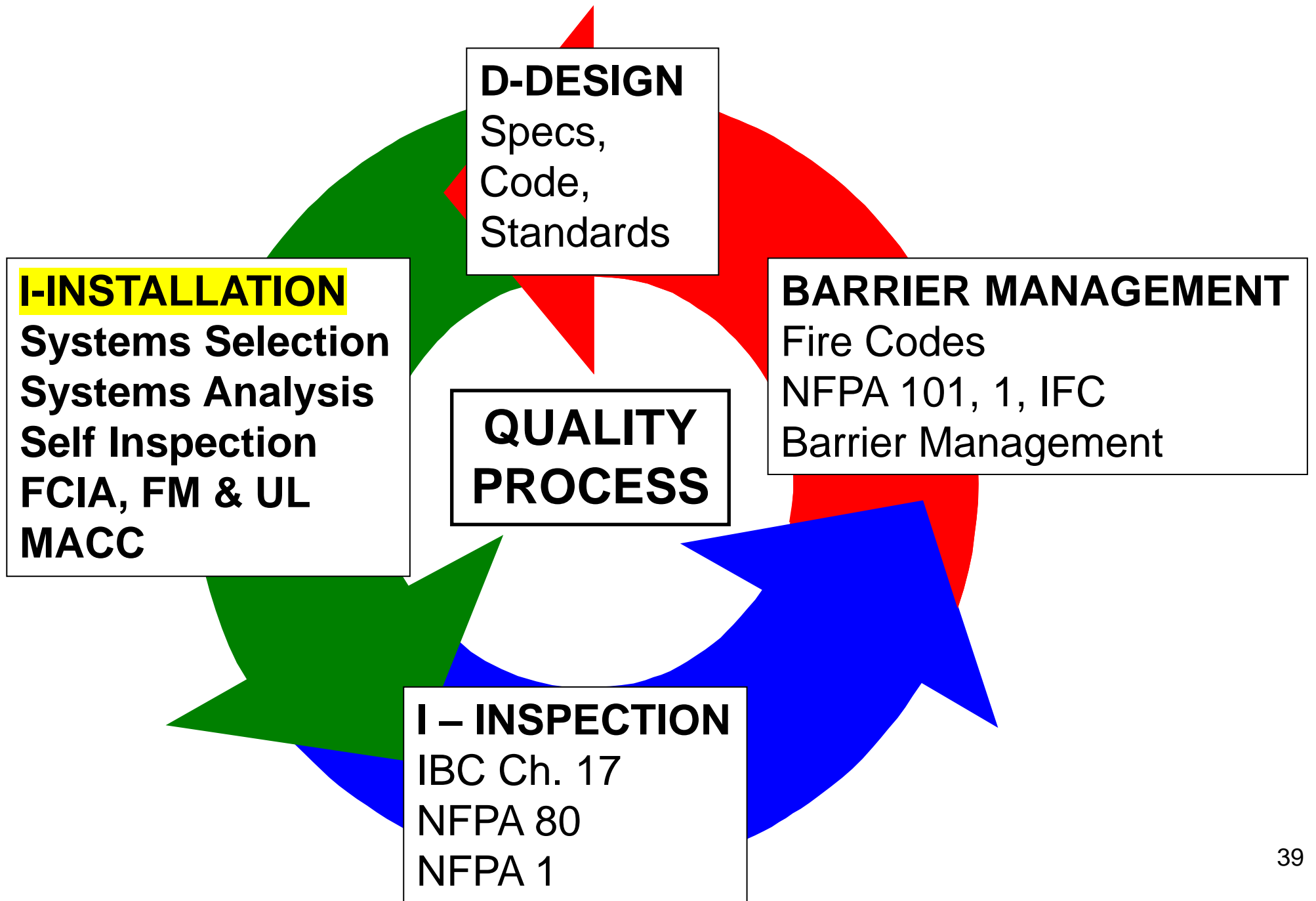
- Not a substitute for existing designs
- Emphasizes importance of tested designs
- Should be issued only by those who know the components
- Based on sound engineering practices and knowledge of performance of the designs
- Based on interpolation of previous testing
- Issued only for a specific jobsite
- Presented in clear detail



Engineering Judgments/EFRRA

- **First Action in Process**
 - Find another system – Same Manufacturer
 - Find another system – Different Manufacturer
 - If no system exists in either case....
- **Second Action –**
 - *Engineering Judgment* – “EJ”
 - *Equivalent Fire Resistance Rated Assembly* – “EFRRA”
- *Based on engineering, IFC Protocol*
- *Inspection Agency?*





How do Contractors Select/Analyze Systems & Inspection Agencies Analyze?

- Wall or Floor Construction Type, Rating
- Wall or Floor Thickness
- Penetrating Item, Coverings
- Size, Type, Thickness
- Annular Space, Joint, Breach Sizes
- Packing/Damming/Backing Materials
- Fill Material(s)



STI Graphic

= Rated Firestop System

Manufacturers Instructions, Tested and Listed Designs

FIRESTOP SYSTEM INSTALLATION

Firestop Sealant & MW installed to Tested and Listed
System Limits = **Firestop System**



Pack

1



Apply Sealant

2



Tool/Smooth

3

Walls - BOTH SIDES

Joints and Voids Head-of-Wall



Firestop Solutions Photo

Joints and Voids

I-Beam to Fluted Deck



Firestop Solutions Photo

Sleeved Pipes



Fire/Smoke Dampers & Firestops

- Dampers - UL 555, 555S
 - Listings - **Systems**
 - Installed to manufacturer's written instructions
 - Systems – Angles...no sealants required.
- Firestop sealants – ULC-S115, UL 1479
 - Improper hole sizing or poor installation...

Consult the Damper
Manufacturer & the
Authority Having
Jurisdiction

Greenheck Photo




Firestopping for Continuity – Firestop Products

- Sealants
 - Silicone, Latex, Intumescent
- Wrap Strips
 - “Thick, Thin, Wide, Less Wide”
- Putties
- Pillows
- Composite Sheets
- Bricks / Plugs
- Pre Fabricated Kits
- Mortar
- Spray Products
- Tapes



Barrier Continuity

I – Installation – Listed Systems



3 Firestop Installation Methods


- **Each Trade**
 - “He/She who pokes hole, fills hole”
- **Multiple Contracts**
 - Firestop Contractors, Trades
- **Single Source Firestop Contractor**
 - *FCIA Member in Good Standing*
 - *FM 4991, UL, ULC Qualified*

Installation – Who?

- Firestopping wrong, missing
- Systems Documentation?
- As Built Documentation??

**Conclusion –
Without Single Firestop Installation
Contractor....**

Fire & life safety risks



Adler Photo

Why Contractor Qualifications?

- **Firestopping** Ratings - F, T, L, W, M
- **Zero Tolerances?**
 - Annular Space Sizes, Gap Sizes
- **Product Properties**
 - Movement
 - Compatibility
 - Storage, Application, Curing Temps
- **SYSTEMS DOCUMENTATION**

Spec Contractor Qualifications

- FM 4991 – Standard for the Approval of Firestop Contractors
- UL Qualified Firestop Contractors
- Other Industries???
- ***FM 4991 / UL-ULC CONTRACTORS UNDERSTAND SYSTEMS, INVENTORY - DOCUMENTATION***



Why Contractor Qualifications?

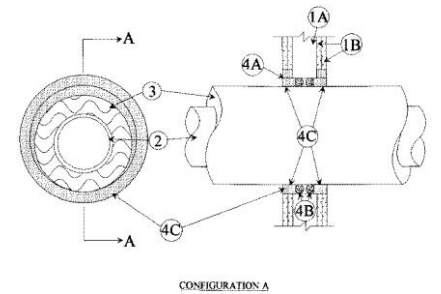
- **Built right the first time...**
- **Documentation = Inventory**
- **Fire-Resistance SYSTEMS Selection**
- **SYSTEMS Analysis & As Builts**
 - F, T, L, W Rated Systems
 - Tolerances - Annular Space Sizes, Angles
 - Gap Sizes - Undercuts - Framing
 - Anchors - Spacing – Hardware
 - Closers - Activation Sensors, more...

FM 4991 & ULC QFC

- **ULC Firestop Exam @ 80% min.**
- **Management System (MS) Written**
- **MS Procedures implemented**
- **Audit**
 - Contractor Office – Records & Documents
 - Jobsite – Observation, possible destructive
- **DRI – Appointed by Contractor, CEU's**
- **Listed @ www.FCIA.org & www.UL.com**

Management System & Audit – UL, FM 4991

- Facility Tour
- Review MS Manual
- Construction Document Requirements and Review
 - **Systems Selection & Analysis**
- Procurement
- Storage, Handling, Preservation and Delivery
- Labeling
- Installation, Application and Field Quality Assurance Procedures
 - **Systems Installation, Self Inspection/Survey**



Management System & Audit – UL, FM 4991

- **Inspection, Testing and Calibration**
 - **Tape Measures**
- **Control of Nonconforming Product**
- **Training and Qualification of Staff**
 - **DRI's, Workforce**
- **Corrective/Preventive Action**
- **Quality System Monitoring and Improvement**
- **Documentation and Record Keeping**
 - **7 years**

Master Audit Certificate of Compliance Program

A **Jobsite Specific Management System Audit** – Our audit provides verified processes were followed to properly installed firestop systems.

A **Renewable Jobsite Specific Certificate** – After completion of a successful audit, we issue a jobsite specific certificate that is renewable for the building owner.

Improved Firestop Systems Documentation – The MACC certificate in conjunction with the firestop systems documentation, **builds the fire-resistance inventory required by the 2018 International Fire Code** for fire and smoke protection features.

UL Slide



UL Qualified Firestop Contractor Program
Master Audit
Certificate of Compliance

Certificate Number: 1000-0001
Audit Date: 08/03/2018
Expiration Date: 12/31/2019

This certificate reports the findings of an audit by UL to the management system requirements of the Qualified Firestop Contractor Program. The audit was conducted to the requirements specified in the Qualified Firestop Contractor Program requirements. The UL qualified contractor was found to be in compliance with the requirements at the time of the site audit.

Structure Name: Underwriters Laboratories
Job Number: 0001
Address: 333 Pfingsten Rd.
Northbrook, IL 60062


Qualified Contractor: PCIA
Address: 4415 W. Harrison Street, Suite 540
Hillside, IL 60162

Qualified Contractor Scope of Work:
For Project # 0001 Firestopping Head and Bottom of Interior Fire Walls and all Trade Penetrations / Except Cable Tray

UL LLC makes no representations or warranties, expressed or implied, that the installed firestop system will prevent any loss or damage in the event of a fire or similar event or that the system will in all cases provide the protection for which it is installed or intended. The certificate is evidence that the installing contractor's management system was in compliance with the applicable requirements of the Qualified Firestop Contractor Program.

UL LLC is not an insurer and does not assume any obligation or undertake to discharge any liability of the Qualified Building Contractor, or any other party for any loss, which may result in future, incorrect installation, non-compliance with requirements, cancellations of this certificate, or withdrawal by the Qualified Building Contractor from the Qualified Firestop Contractor Program.

Any modification to any firestop system of the structure will affect the complete firestopping system and may render protection afforded by the system ineffective. Any changes will invalidate this certificate earlier than the expiration date. It is the building owners' responsibility for an annual visual inspection of the inventory of



UL Certificate Number: 1000

QUALIFIED FIRESTOP CONTRACTOR CERTIFICATE

Company Name: Underwriters Laboratories Inc. File number: R12345 Issued: January 31, 2018
Address: 333 Pfingsten Rd. Expires: December 31, 2019
Telephone: 480.290.6987 Email Address: Ruben.SandovalJr@UL.com

This company has demonstrated that it complies with UL's Qualified Firestop Contractor Requirements. This certificate is not transferable and expires on December 31st of the following Year. This certificate may be displayed, copied and shared with others but must be used in its entirety.

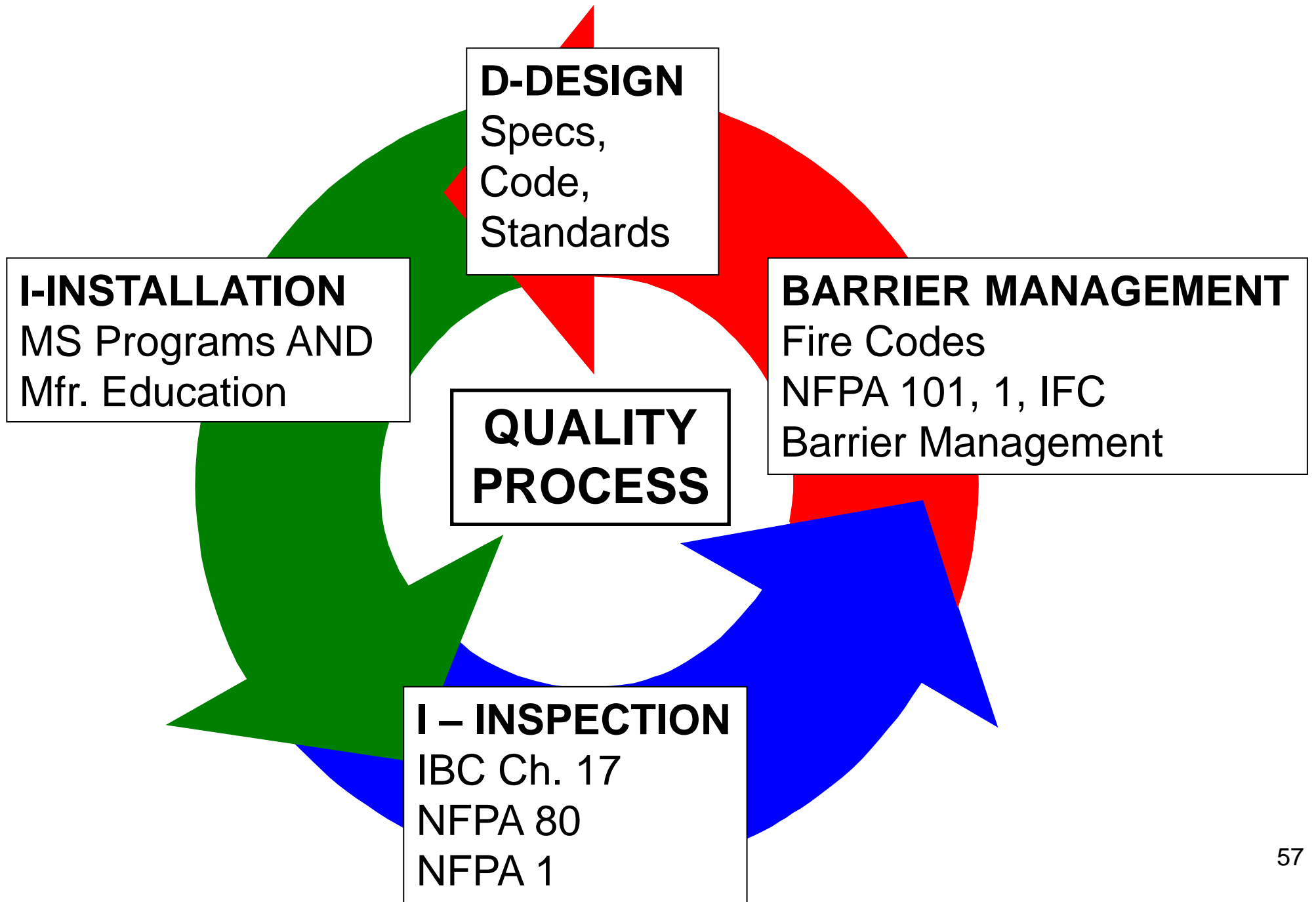
Only those companies listed in UL's online Directory for the Qualified Firestop Contractor Program at www.ul.com/contractor are considered eligible for this program and to use this Certificate and the UL Qualified Firestop Contractor Program Marking (shown here) in its advertising and promotional material in accordance with marking guidelines provided at www.ul.com/contractor.

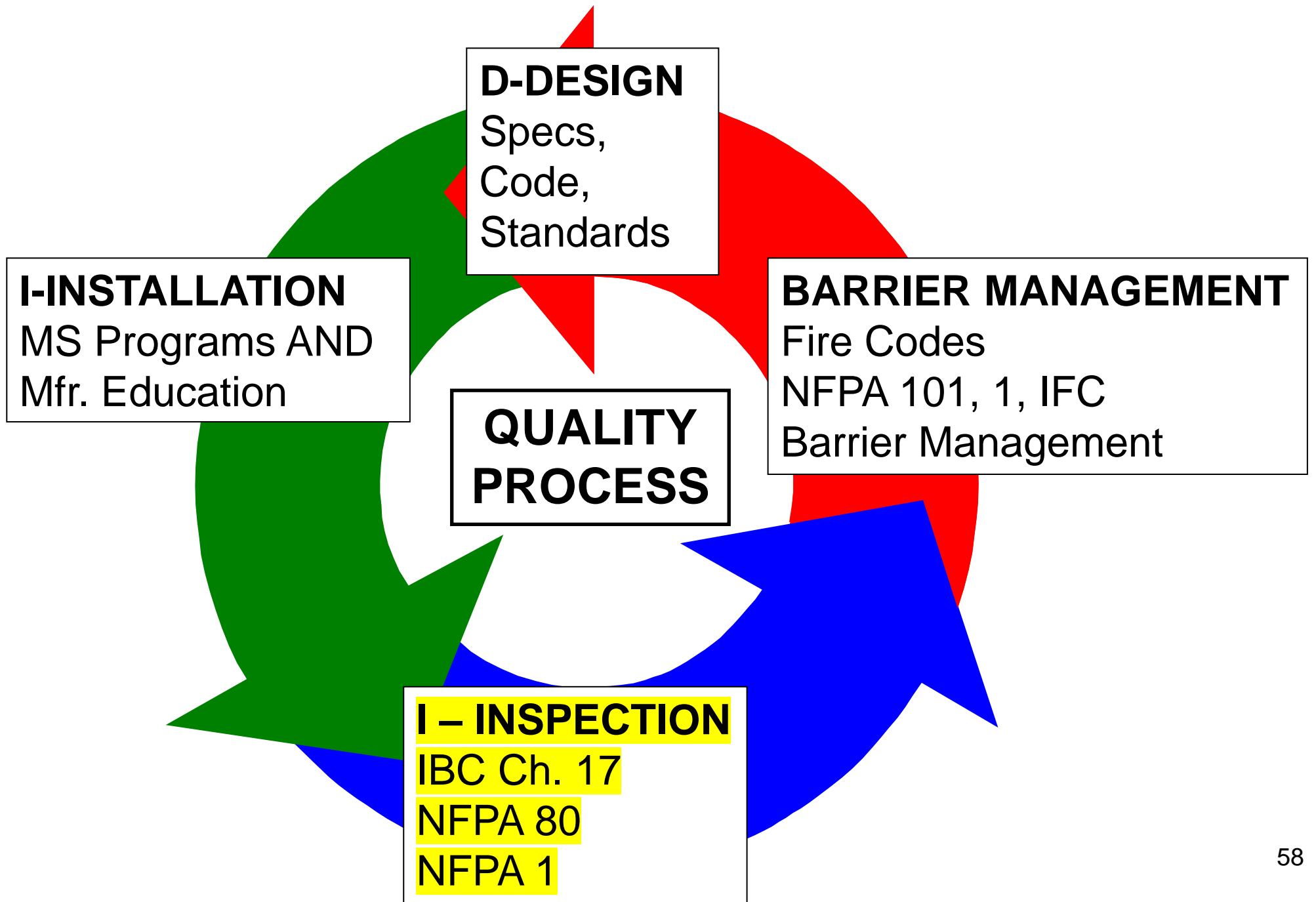
UL Underwriters Laboratories
Qualified Firestop Contractor Program

Underwriters Laboratories reserves the right to void this certificate at any point. This certificate does not indicate compliance with any UL product certification program.

For additional information regarding the Qualified Firestop Contractor Program, please visit www.ul.com/contractor


Copyright© 2012 UL LLC





Firestop & Inspection

- ASTM E2174 / ASTM E2393 – “*Inspection Process*”



I – Inspection – Options

- **Contractor Self Inspection**
 - Verify Management System validity
 - Not 2%, 10%
 - Required for FM & UL, ULC Contractors
- **Manufacturer Inspection**
 - Does not exist ... Survey, maybe
- **ASTM E2174 & ASTM E2393**
 - Independent 3rd Party
 - Destructive, Non Destructive
 - Specified Frequency

I – Inspection – Scope

- **ASTM E2174 & ASTM E2393**
 - Firestopping
- Other Scopes—Possibilities for IA's
 - Walls, Horizontal Assemblies
 - Fire Dampers
 - Fire Rated Glazing
 - Fire Doors

National Fire Protection Association

NFPA 1 – 2018

- **12.3.2* Quality Assurance for Penetrations and Joints.** In **new buildings** three stories or greater in height, a **quality assurance program** for the installation of devices and systems installed to protect penetration and joints shall be prepared and monitored by the **RDP** responsible for design. Inspections of firestop systems and fire-resistive joint systems shall be in accordance with 12.3.2.1 and 12.3.2.2.

- QAP – FM 4991, ULQFCP, ASTM Inspection

FCIA Added Emphasis



National Fire Protection Association

NFPA 1 – 2018

- 12.3.2.1 ... Penetrations ... shall be inspected in accordance with **ASTM E2174 ...**
- 12.3.2.2 ... Joint systems ... shall be inspected in accordance with **ASTM E2393 ...**
- FCIA INTIATIVE WITH KOFFEL ASSOC....**

FCIA Added Emphasis



I – Inspection – IBC Code Requirements

- **Required, International Building Code – Chapter 17**



I – Inspection – IBC Code Requirements - Definitions

Definitions – Chapter 17, IBC

[A] APPROVED AGENCY. An **established and recognized agency** regularly engaged in conducting tests or furnishing inspection services, when such agency has been *approved*. [IBC 202 Definitions]

[A] APPROVED. Acceptable to the *building official* or authority having jurisdiction. [IBC 202 Definitions]

I – Inspection – IBC Code Requirements - Definitions

SPECIAL INSPECTOR. A qualified person **employed or retained by an approved agency** and *approved* by the *building official* as having the competence necessary to inspect a particular type of construction requiring *special inspection*. [IBC 202. Definitions]

I – Inspection – Code Requirements

1705.16.1 Penetration firestops. Inspections of penetration firestop systems that are tested and listed in accordance with Sections 714.3.1.2 and 714.4.1.2 **shall be conducted by an approved inspection agency in accordance with ASTM E2174.**

1705.16.2 Fire-resistant joint systems. Inspection of fire resistant joint systems that are tested and listed in accordance with Sections 715.3 and 715.4 **shall be conducted by an approved inspection agency in accordance with ASTM E2393.**

[IBC 1705.17.1 & .2]

Firestop Inspection in Codes

ASTM E2174 - ASTM E2393

- NFPA 1 - Ch. 12
- NFPA 101 / 5000 - Chapter 8 – Annex
- 2012 – 2018 International Building Code
- Ch. 17 - Special Inspections
 - **Buildings 75' & higher above Fire Department Access**
 - **Occupancy Type III, IV, Chapter 16 Table 1604.5**
- Abu Dhabi International Building Code

Firestop Inspection in Codes

- **Table 1604.5 – Risk III** – *Buildings and other structures that represent a substantial hazard to human life in the event of failure, include but are not limited to:*
 - **Public Assembly, Occupant Load > 300**
 - **Bldgs. Containing Elem., 2ndary', day care, > 250**
 - I-2, > 50, no surgery, emergency
 - I-3
 - Occupancy load > 5,000
 - **Power-gen, H2O treatment**, wastewater treatment, public utilities, not in IV
 - Buildings not in IV, with toxic or explosives [IBC 1604.5]

Firestop Inspection in Codes

- **Table 1604.5 – Risk IV – Buildings and other structures designated as essential facilities, including but not limited to:**
 - *Group I-2 occupancies having surgery or emergency treatment facilities.*
 - *Fire, rescue, ambulance/police stations, emergency vehicle garages.*
 - *Designated earthquake, hurricane or other **emergency shelters.***
 - *Designated emergency prep, communications and operations centers and other **facilities required for emergency response.***
 - *Power-generating stations and other public utility facilities required as emergency backup facilities for Risk Category IV structures.*
- [IBC 1604.5]

Firestop Inspection in Codes

- **Table 1604.5 – Risk IV – Buildings and other structures designated as essential facilities, including but not limited to:**
 - **Buildings and other structures containing quantities of highly toxic materials that:**
 - Exceed maximum allowable quantities per control area as given in Table 307.1(2) or per outdoor control area in accordance with the International Fire Code, and are sufficient to pose a threat to the public if released.
 - Aviation control towers, air traffic control centers and emergency aircraft hangars.
 - Buildings and other structures having critical national defense functions.
 - Water storage facilities and pump structures required to maintain water pressure for fire suppression.
 - [IBC 1604.5]

Firestop Systems Inspection Introduction

ASTM E2174 - ASTM E2393

- “Standard Practice for On-Site Inspection of Installed Fire Stops – Penetrations - Joints”
 - Standard Inspection Procedure
 - Special Inspection Agency Companies & Other Firms
 - Hired by & Report to Building Owner, Architect, Owners Rep, ...other than GC.
 - = Authorizing Authority

Firestop Inspection Firm & Individual Qualifications – ASTM E2174 - ASTM E2393

- Inspection Firm & Inspectors are:
 - **‘Independent of, and Divested from ’**
 - Installing firm, Distributor, Manufacturer, Competitor, Supplier...
 - **‘Not a Competitor**
 - ...of the Installer, contractor, manufacturer, or supplier
 - **Other than the contractor...**
 - **Submit notarized independence statements**

Firestop Inspection Firm & Individual Qualifications – ASTM E2174 - ASTM E2393

- Inspector Personnel meet at least one criteria.....
 - 2 years experience (Construction, Field), education, and credentials acceptable to AHJ
 - Accredited by AHJ
 - Meet ASTM E699
- **Inspection Agency Company Qualification –**
- **IAS AC 291 – w / Individual Competencies**



Firestop Inspection Firm & Individual Qualifications – IAS AC 291

- **Inspection Firm shall have staff..**
 - PASS UL or FM Firestop Exam, IFC Exam
 - 1 year Quality Assurance
 - Or...
 - PASS UL/FM Firestop Exam, IFC Firestop Exam, *and* PE, FPE, Registered Architect, or
 - PASS UL/FM Firestop Exam, IFC Firestop Exam, *and* Education by Certified Agency

Firestop Inspection Firm and Individual Qualifications – IAS AC 291

- **Specify IAS AC 291 –**
 - Quantified Qualifications
 - Helps AHJ with “Approved Agency”
 - Not in ASTM Standards, Code
- **Specify Individual Certifications**
 - 3rd Party, Independent Exams verify Knowledge
 - FM Firestop Exam,
 - OR
 - UL Firestop Exam,
 - AND
 - IFC Exam



Affinity Firestop Photo



Affinity Firestop Photo



17/11

Affinity Firestop Photo



Affinity Firestop Photo



Affinity Firestop Photo



Affinity Firestop Photo



Affinity Firestop Photo



Affinity Firestop Photo



Affinity Firestop Photo



Affinity Firestop Photo

Professional Installations





AFFINITY FIRESTOP SYSTEMS, LLC
11111 11111 11111 11111 11111
11111 11111 11111 11111 11111
11111 11111 11111 11111 11111
11111 11111 11111 11111 11111
11111 11111 11111 11111 11111
CAUTION! FIRESTOP SYSTEM


Affinity Firestop Photo



Affinity Firestop Photo



Affinity Firestop Photo



Affinity Firestop Photo



Affinity Firestop Photo



Affinity Firestop Photo



WARNING
DO NOT REMOVE
IF THIS SEALING REQUIREMENT IS VIOLATED OR IS DAMAGED
CALL 1-800-368-2777-2777

Affinity Firestop Photo



Affinity Firestop Photo



Affinity Firestop Photo



Affinity Firestop Photo



Affinity Firestop Photo

Firestop Inspection Process

- **Inspection Agency & Inspector**
 - Independent
 - Hired after systems submitted, etc.
 - Hired by building owner and manager or representative
 - Scope of work directed by AA
 - AHJ approval



Affinity Firestop Photo

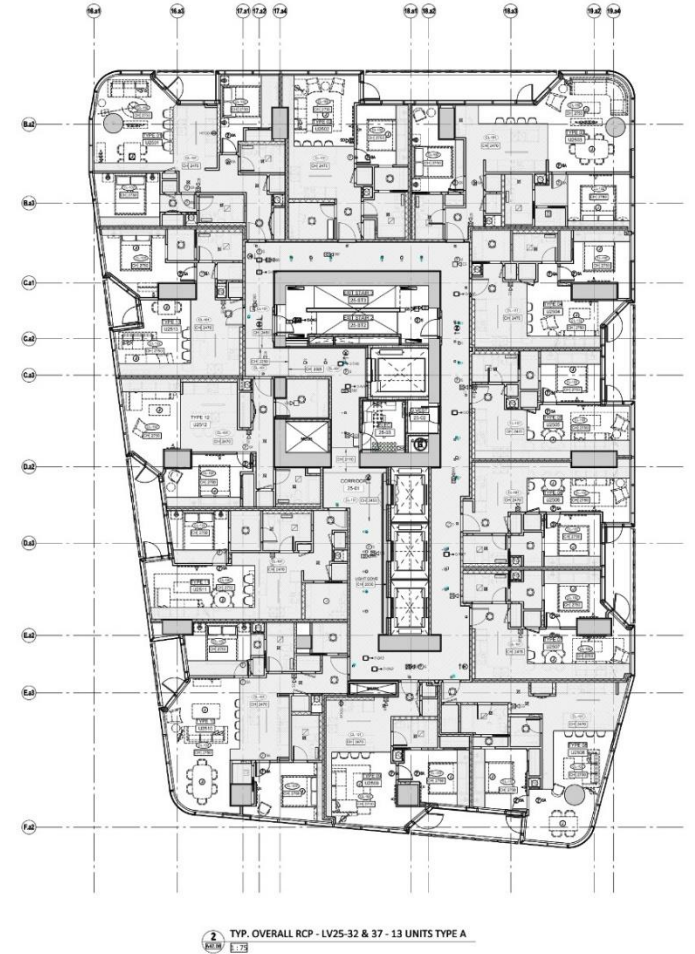
Firestop Inspection Process

ASTM E2174 - ASTM E2393

- **Pre-Construction Meeting**

- Review Documents
- Identify Conflicts
- Review Materials Systems
 - **ASTM E814 or UL1479, FM 4990, ASTM E1966, UL 2079, ASTM E2307, ASTM E 2837, ASTM E 3037**

- ***SYSTEMS***



Firestop Inspection Process

ASTM E2174 - ASTM E2393

- **Inspection Documents**

- 07-84-00 Specifications and Drawings
- Manufacturer Product Data Sheets and Installation Instructions
- Safety Data Sheets
- Listed Systems and EJ's/EFRRRA's



The image shows a warning label for a firestop system. It includes the contractor's name and phone number, a warning statement, and a table for recording re-penetration events.

FIRESTOP CONTRACTOR (204) 555-0101		
WARNING This is an approved Firestop System and shall NOT be disturbed except by Authorized Personnel.		
Wall Plate Penetration No.: M-2001-1	Fire Rating Required: 1.0 F	
Floor Level: LEVEL 200	Room No.: 201	
Installer's Name: JOHN SMITH	Product: ES-ONE	
Installation Date: APRIL 1, 2013	System Design No.: S-AJ-1022a	
Re-penetrated by:		
Company	Installer	Date
_____	_____	_____
_____	_____	_____

Firestop Inspection Process

ASTM E2174 - ASTM E2393

- **Pre-Construction Meeting**
 - Mock Up Review
 - Observation or Destructive Review (Testing)
 - Inspection Type Methodology
 - Frequency of reviews
 - Description of reviews
 - Specification and drawings
- Meeting(s) are required
 - During and Post Inspection



Affinity Firestop Photo

Firestop Inspection Process

ASTM E2174 - ASTM E2393

- **Inspection Schedule**
 - Notifies Inspector
 - Inspections within 2 days
 - Inspector verifies installation
 - Is in accordance with Documents
 - Meets Manufacturers Installation Instructions



Affinity Firestop Photo

Firestop Inspection Process

ASTM E2174 - ASTM E2393

- **Observation Reviews**
 - During construction
 - Witnessed randomly of the installed systems on each floor
 - **E2174 - 10%**, each **type** of Service Penetration Firestop System
 - **Type = By System, By Contractor**
 - **E2393 - 5% of Total Lineal Feet** for each **type** of Fire Resistance Rated Joint System
 - **Type = By System, By Contractor**



Affinity Firestop Photo

Firestop Inspection Process

ASTM E2174 - ASTM E2393

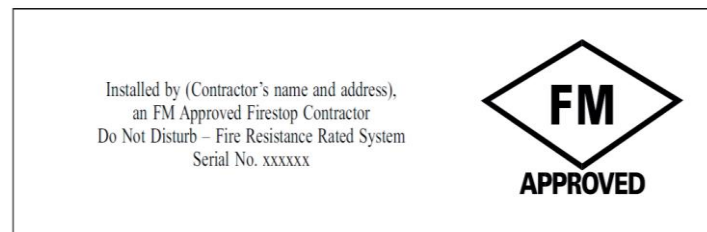
- Destructive Reviews (Testing)
 - Performed Post-Construction
 - **E2174** - Minimum 2% , no less than 1, each **type** per 930 m² (10,000 SF) of floor area
 - **Type = By System, By Contractor**
 - **E2393** - Minimum 1 / 152 LM (500 LF) of Joint Area, by **type**, mandatory; Exception mechanical joints
 - **Type = By System, By Contractor**



Affinity Firestop Photo

Firestop Special Inspection ASTM E2174 - ASTM E2393

- Inspection Documents
 - Identify System, Materials
- Identification Systems (Labels)
 - Firestop Contractor Installed
 - Speeds System Evaluation



Firestop Inspection Process

ASTM E2174 - ASTM E2393

- **Variances / Deviations**
- ASTM E2174 & ASTM E2393
 - FS Contractor is notified of any deficiencies within **one day**
- IBC 1704.2.4
 - Work is in conformance to the documents
 - Otherwise it is **immediately** brought to the attention of the FS Contractor
 - If not corrected, AHJ and AA will be informed to take action



Affinity Firestop Photo

Firestop Inspection Process

ASTM E2174 - ASTM E2393

- Both Methods
 - If any type does not comply
 - Repair
 - Replace
 - 1 additional inspection
 - If 10% variance per firestop type
 - Inspection stops
 - Installer inspects, repairs
 - Inspector re-inspects
- Document all Deficiencies



Affinity Firestop Photo

Firestop Inspection Process

ASTM E2174 - ASTM E2393

- **Inspectors shall**
 - **Not supervise or direct FS Contractors**
 - Systems Selection = Supervision
 - Commence reviews at the start of FS installation
 - Review installation based on manufacturers and system requirements



Affinity Firestop Photo

Firestop Inspection Process

ASTM E2174 - ASTM E2393

- **Equipment –**
 - Tapes
 - Tablets w/Systems
 - Borescope to explore areas that are concealed or partially
 - **NOT MICROMETERS**



Firestop Evaluation & Repairs

- **Installation Evaluations basis...**
 - Manufacturers Installation instructions
 - Acceptable methods to review installed systems
 - Listed SYSTEM requirements for installations
 - ***IFC Document on Sealant Thickness Measurement, Shrinkage***



Firestop Repairs

- Instruction requirements by manufacturer
- Listed systems
- Patch/Infilling
 - Adhesion to Old Sealant
 - **F, T, L, M, W Ratings**
 - ***As recommended by MFR***



Affinity Firestop Photo


Firestop Inspection Forms & Variance Notices

- Minimum one FS system for each type;
- ***(By Type of System, By Contractor)***
- ASTM E2174 and ASTM E2393 require reports to be submitted to AA one day after review
- **IBC requires IMMEDIATE NOTICE**
- Numbered – Controlled
- Required – During/post construction methods



Firestop Inspection Final Report ASTM E2174 - ASTM E2393

- Project name and location
- Project team contact info
- Firestops reviewed (inspected)
 - Type and quantity
 - Verification method
 - Percentage of total deficiencies
- All documents submitted to AA



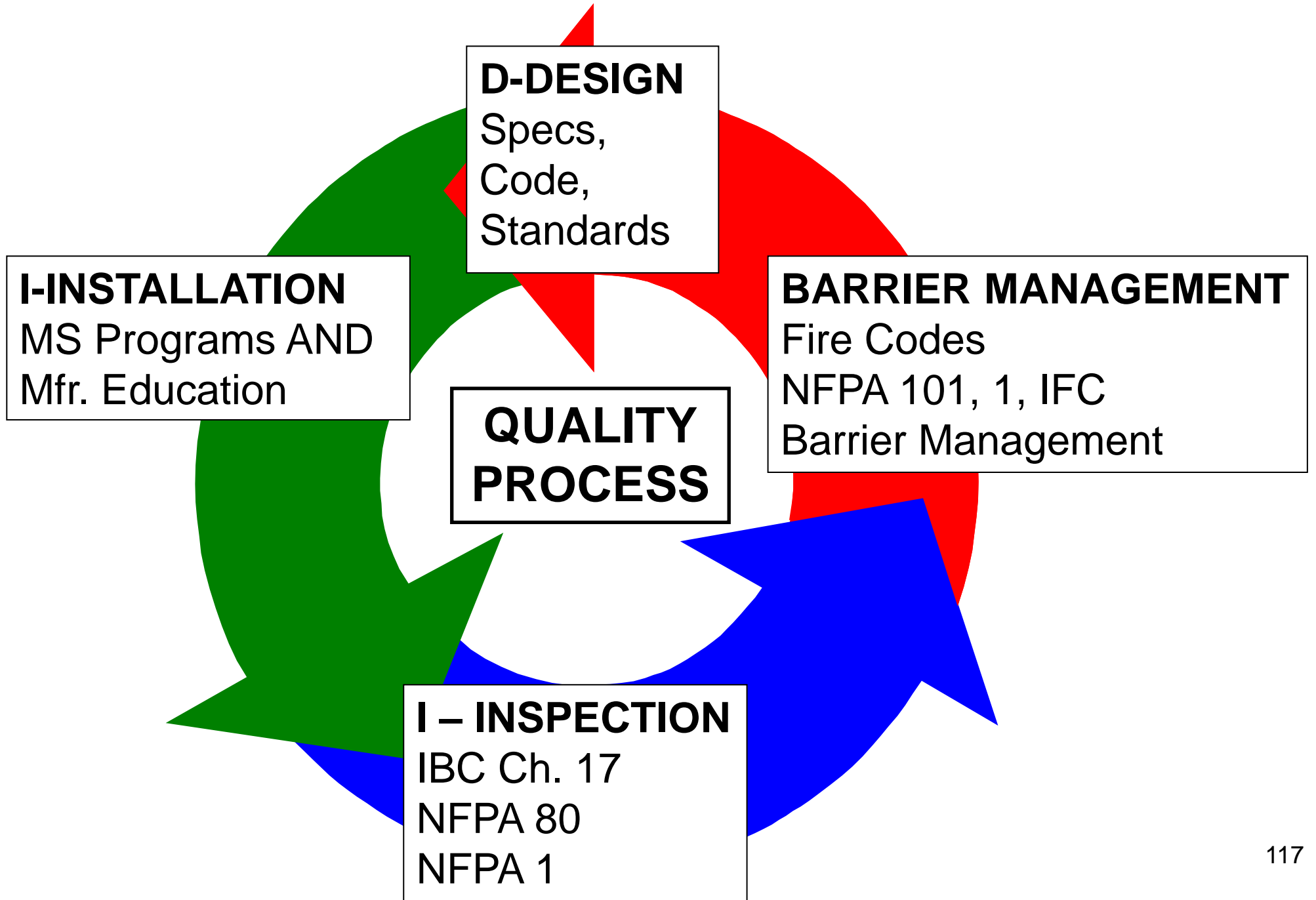
Affinity Firestop Photo

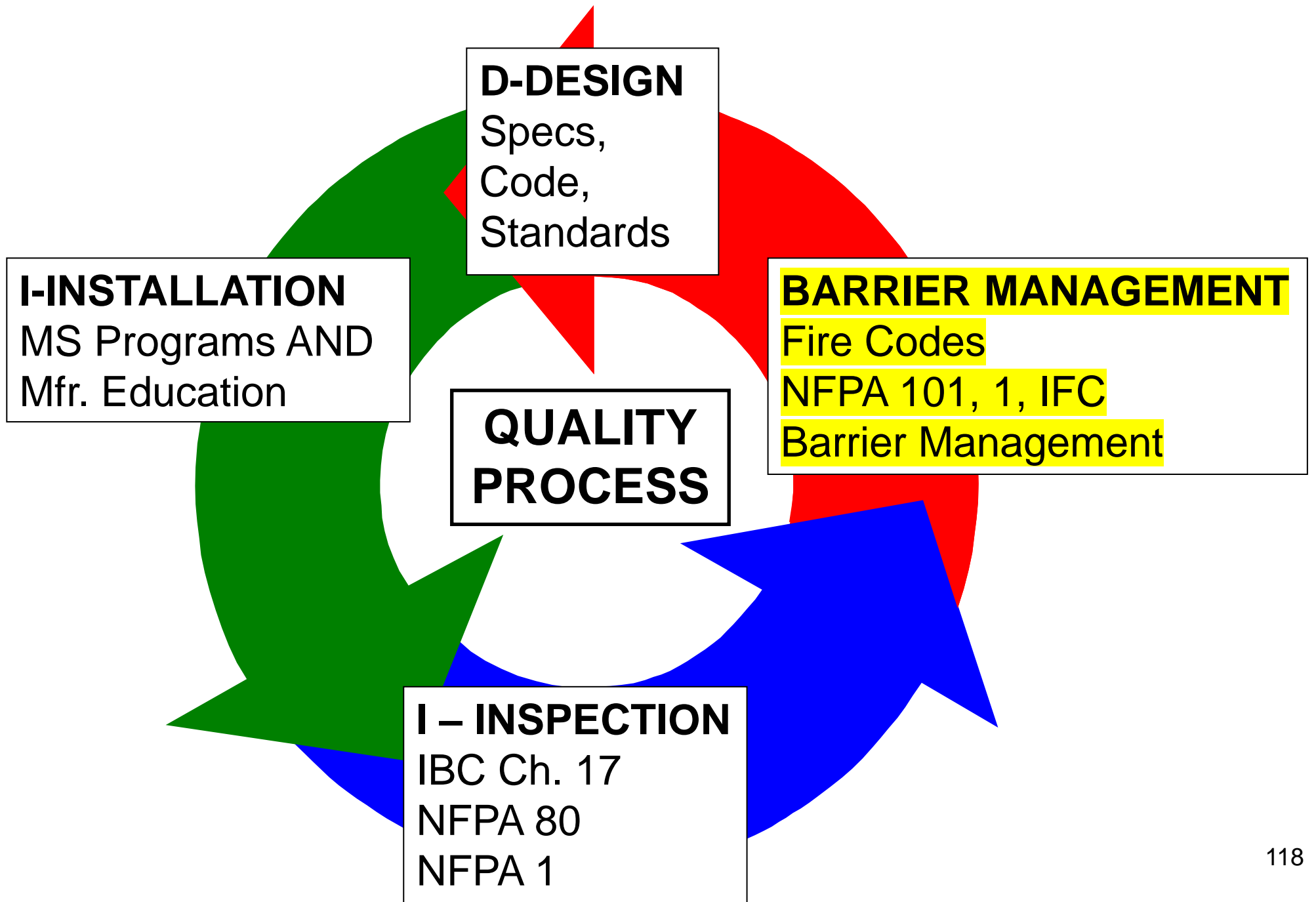
Firestop Repairs

- Repairs & Patching
 - Manufacturer Repair Instructions
 - Tested & Listed System Design
 - Adhesion
 - Movement
 - Air Leakage
 - Water Resistance Ratings
 - ***As recommended by MFR***





Affinity Firestop Photo






Fire Codes Require Maintenance

- NFPA 101
- NFPA 1
- International Fire Code
 - Minimum Requirements Stated
 - Frequency



National Fire Protection Association

NFPA 101 – 2018




- **SECTION 4.6.12 Maintenance, Inspection, and Testing.**

- **4.6.12.1** **Whenever or wherever any device**, equipment, system, condition, arrangement, level of protection, fire-resistive construction, or any other feature **is required for compliance** with the provisions of this Code, **such device**, equipment, system, condition, arrangement, level of protection, fire-resistive construction, or other feature **shall thereafter be continuously maintained** ... in accordance with applicable NFPA requirements or requirements developed as part of a performance-based design, or as directed by the AHJ.

National Fire Protection Association

NFPA 101 – 2018



- 4.6.12.2 **No existing life safety feature shall be removed or reduced** where such feature is a requirement for new construction.
- 4.6.12.3* **Existing life safety features **obvious to the public**, if not required by the Code, shall be either maintained or removed.**
- 4.6.12.4 **Any device**, equipment, system, condition, arrangement, level of protection, fire-resistive construction, or any other feature **requiring periodic testing, inspection, or operation** to ensure its maintenance shall be tested, inspected, or operated as specified elsewhere in this Code or as directed by the AHJ.
- 4.6.12.5 **Maintenance, inspection, and testing shall be performed under the supervision of a responsible person who shall ensure** that testing, inspection, and maintenance are made at specified intervals in accordance with applicable NFPA standards or as directed by the AHJ.

National Fire Protection Association

NFPA 1 – 2018

- **12.2* Construction.**
 - **12.2.2 Fire safety construction features for new and existing occupancies shall comply with this Code and the referenced edition of NFPA 101.**
- **12.3 Fire-Resistive Materials and Construction.**
 - **12.3.1** The design and construction of fire walls and fire barrier walls that are required to **separate buildings or subdivide a building to prevent the spread of fire** shall comply with Section 12.3 and NFPA 221.

FCIA Added Emphasis



National Fire Protection Association

NFPA 1 – 2018

- **12.3.2* Quality Assurance for Penetrations and Joints.** In **new buildings** three stories or greater in height, a **quality assurance program** for the installation of devices and systems installed to protect penetration and joints shall be prepared and monitored by the **RDP** responsible for design. Inspections of firestop systems and fire-resistive joint systems shall be in accordance with 12.3.2.1 and 12.3.2.2.

- QAP – FM 4991, ULQFCP, ASTM Inspection

FCIA Added Emphasis



National Fire Protection Association

NFPA 1 – 2018

- 12.3.2.1 ... Penetrations ... shall be inspected in accordance with **ASTM E2174 ...**
- 12.3.2.2 ... Joint systems ... shall be inspected in accordance with **ASTM E2393 ...**
- FCIA INTIATIVE WITH KOFFEL ASSOC....**

FCIA Added Emphasis



National Fire Protection Association

NFPA 1 – 2018

- **12.3.3* Maintenance of Fire-Resistive Construction, Draft-Stop Partitions, and Roof Coverings.**
 - **12.3.3.1 Required fire-resistive construction**, including fire barriers, fire walls, exterior walls due to location on property, fire-resistive requirements based on type of construction, draftstop partitions, and roof coverings, *shall be maintained and shall be properly repaired, restored, or replaced where damaged, altered, breached, penetrated, removed, or improperly installed.*

FCIA Added Emphasis



National Fire Protection Association

NFPA 1 – 2018

- 12.3.3.2** Where required, **fire-rated gypsum wallboard** walls or ceilings that are damaged to the extent that through openings exist, the damaged gypsum wallboard shall be **replaced or returned to the required level of fire-resistance using a listed repair system or using materials and methods equivalent to the original construction.**
- 12.3.3.3** Where readily accessible, required fire-resistance-rated assemblies in high-rise buildings shall be visually inspected for integrity at least once every 3 years.

FCIA Added Emphasis



National Fire Protection Association


NFPA 1 – 2018

- 12.3.3.3.1** The **person responsible** for conducting the visual inspection shall demonstrate appropriate **technical knowledge and experience in fire-resistance-rated design and construction** acceptable to the AHJ.
- 12.3.3.3.2** A written report prepared by the person responsible for **conducting the visual inspection** shall be submitted to the AHJ documenting the results of the visual inspection.

FCIA Added Emphasis



2015 International Fire Code Maintenance




SECTION 703

FIRE-RESISTANCE-RATED CONSTRUCTION

- **703.1 Maintenance.** The required fire-resistance rating of fire-resistance-rated construction, including, but not limited to walls, firestops, shaft enclosures, partitions, *smoke barriers*, floors, fire-resistive coatings and sprayed fire-resistant materials applied to structural members and fire-resistant joint systems, shall be maintained. Such elements shall be visually inspected by the owner annually and properly repaired, restored or replaced when damaged, altered, breached or penetrated. **Records of inspections and repairs shall be maintained. ...**

FCIA Added Emphasis

2018 International Fire Code Maintenance




SECTION 701 GENERAL

- **701.1 Scope.** The provisions of this chapter shall govern the **inspection and maintenance of the materials, systems and assemblies used for structural fire-resistance, fire-resistance-rated construction separation of adjacent spaces and construction** installed to resist the passage of smoke to safeguard against the spread of fire and smoke within a building and the spread of fire to or from buildings. New buildings shall comply with the *IBC*.

FCIA Added Emphasis


2018 International Fire Code Maintenance



SECTION 701 GENERAL

- **701.2 Fire-resistance-rated construction.** The *fire-resistance rating* of the following *fire-resistance-rated* construction shall be maintained:
 1. Structural members
 2. *Exterior walls*
 3. *Fire walls, fire barriers, fire partitions*
 4. *Horizontal assemblies*
 5. Shaft enclosures


2018 International Fire Code Maintenance



SECTION 701 GENERAL

- **701.3 Smoke barriers.** The *fire-resistance rating* and smoke-resistant characteristics of smoke barriers shall be maintained.
- **701.4 Smoke partitions.** The smoke-resistant characteristics of smoke partitions shall be maintained.

2018 International Fire Code Maintenance




SECTION 701 GENERAL

- **701.5 Maintaining protection.** Materials, systems and devices used to repair or protect breaches and openings in **fire-resistance-rated construction** and construction installed to resist the passage of **smoke** shall **be maintained** in accordance with Sections 703 through 707.

FCIA Added Emphasis

2018 International Fire Code Maintenance




SECTION 701 GENERAL

- **701.6 Owner's responsibility.** The **owner shall maintain an inventory** of all required fire-resistance-rated construction, construction installed to resist the passage of smoke and the construction included in Sections 703 through 707. **Such construction shall be visually inspected by the owner annually and properly repaired, restored or replaced where damaged, altered, breached or penetrated.**
- **FCIA Initiative with Koffel Assoc. – 'Inventory'...**

FCIA Added Emphasis

2018 International Fire Code Maintenance




SECTION 701 GENERAL

- **701.6 Owner's responsibility Cont. Records of inspections and repairs shall be maintained.** Where concealed, such elements shall not be required to be visually inspected by the *owner* unless the concealed space is accessible by the removal or movement of a panel, access door, ceiling tile or similar movable entry to the space.

FCIA Added Emphasis

2018 International Fire Code Maintenance




SECTION 701 GENERAL

- **701.7 Unsafe Conditions.** Where **any components in this chapter are not maintained and do not function as intended** or do not have the *fire-resistance* or the resistance to the passage of smoke required by the code under which building was constructed, remodeled or altered, **such component(s) or portions thereof shall be deemed an unsafe condition** in accordance with Section 111.1.1.

FCIA Added Emphasis

2018 International Fire Code Maintenance




SECTION 701 GENERAL

- **701.7 Unsafe Conditions Cont.** Components or portions thereof determined to be unsafe shall be repaired or replaced to conform to the code under which building was constructed, remodeled or altered, as deemed appropriate by the *fire code official*. Where the condition of components is such that any building, structure or portion thereof presents an imminent danger to the occupants of the building, structure or portion thereof, the *fire code official* shall act in accordance with Section 111.2.

FCIA Added Emphasis

2018 International Fire Code Maintenance




SECTION 703 PENETRATIONS

- **703.1 Maintaining protection.** **Materials and firestop systems used to protect membrane and through penetrations** in *fire-resistance-rated* construction and construction installed to resist the passage of smoke **shall be maintained.**

FCIA Added Emphasis

2018 International Fire Code Maintenance




SECTION 703 PENETRATIONS

- **703.1 Maintaining protection cont.** The materials and firestop systems shall be **securely attached** to or bonded to the construction being penetrated **with no openings visible** through or into the cavity of the construction. **Where the system design number is known, the system shall be inspected to the listing criteria and manufacturer's installation instructions.**
- **FCIA Initiative...** "Where the system design number is known" ...

FCIA Added Emphasis

2018 International Fire Code Maintenance




SECTION 704 JOINTS AND VOIDS

- **704.1 Maintaining protection.** Where required when the building was originally constructed, materials and systems used to protect joints and voids in the following locations shall be maintained. The materials and systems shall be securely attached to or bonded to the adjacent construction, without openings visible through the construction.

FCIA Added Emphasis

2018 International Fire Code Maintenance




SECTION 704 JOINTS AND VOIDS

- **704.1 Maintaining protection cont.**
 - Subparagraphs 1 through 7 detail the types of joints and voids required to be maintained. This list corresponds to joints and voids which are required to be protected by the 2018 IBC.
- **Unprotected joints and voids do not need to be protected where such joints and voids were not required to be protected when the building was originally constructed.**

FCIA Added Emphasis

2018 International Fire Code Owner's Responsibility



- **701.6 Owner's responsibility. The owner shall maintain an inventory of all required *fire-resistance-rated and smoke resistant* construction, and the construction included in Sections 703 through 707 and such construction shall be visually inspected by the *owner annually and properly repaired, restored or replaced where damaged, altered, breached or penetrated.***
- **FCIA Initiative with Koffel Associates**

2018 International Fire Code Fire-Resistance Inventory Explained

- **Life Safety Drawings**
- Designs, Systems and Assemblies – **Listings**
- **Manufacturers Installation and Maintenance Instructions**
- How?
 - Paper & Files
 - Spreadsheets
 - Software

M–Barrier Management Systems

- **Visual Building Survey/Inspection....**
 - **Does the Firestop/Fire-Resistive Joint look like the assembly?**
 - Annular Space
 - Visible Breaches, unless listing allows
 - Joint Width
 - Penetrating Item Types, Coverings, #Quantity
 - Penetrations in Joints & Not in System/Listing...
 - Much more...
 - **Competent Personnel**

How do Contractors Select/Analyze Systems & Inspection Agencies Analyze?

- Wall or Floor Construction Type, Rating
- Wall or Floor Thickness
- Penetrating Item, Coverings
- Size, Type, Thickness
- Annular Space – Joint – Breach Sizes
- Backing Materials
- Fill Material(s)

= *Rated Firestop System*

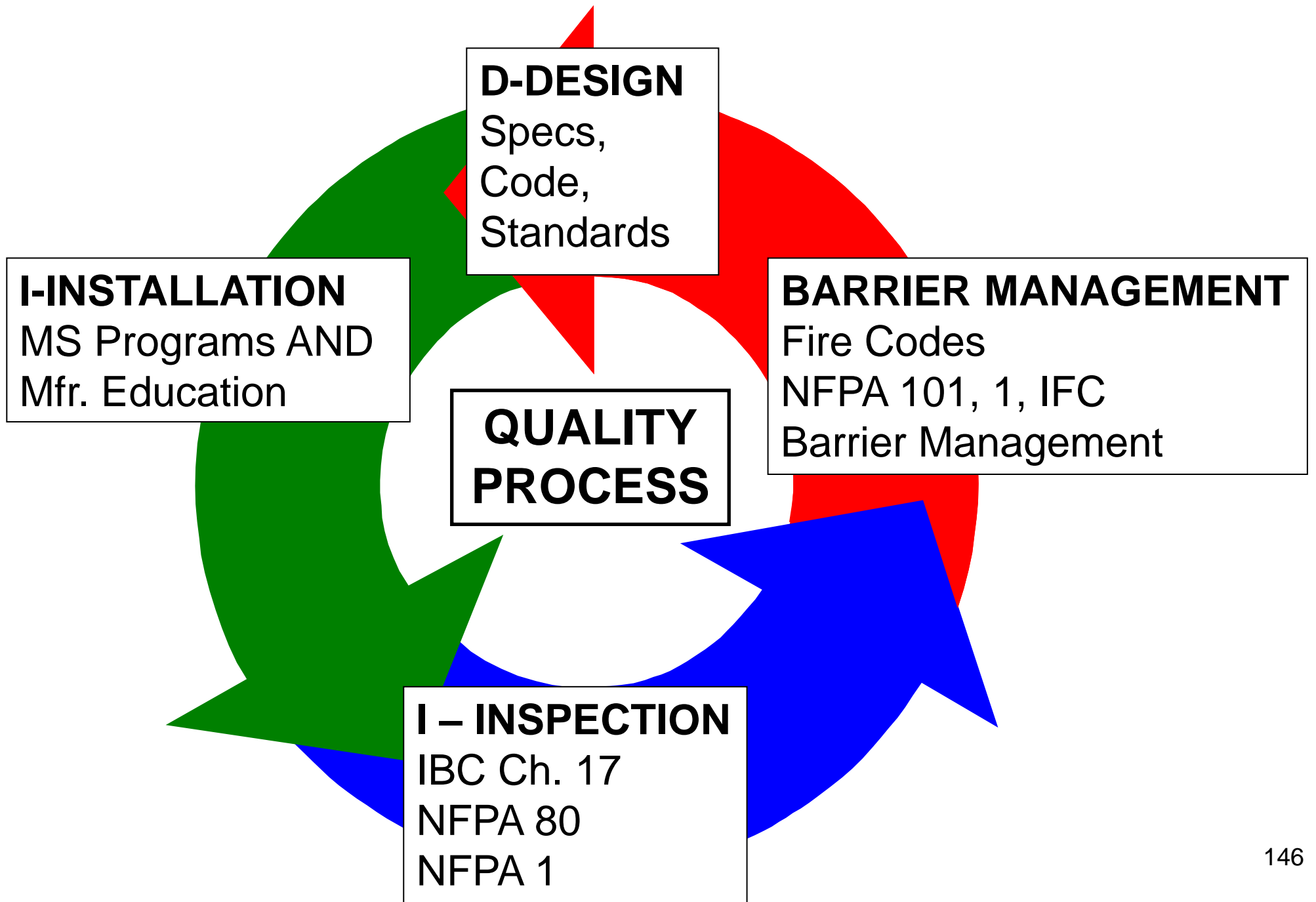


STI Graphic

M–Barrier Management Systems

Building Owner’s Policy Topics

- **Create a Budget to Meet Code Requirements**
- **Inventory – What Info?**
 - Life Safety Drawings
 - Manufacturers Instructions
 - Tested and Listed Systems (Listings)
- **Implement Fire Resistance Management**
 - In House Policy
 - Outside Contractor Policy
- **Monitor Process**
- **Annual Visual Inspection & Keep Records**
- **Show Fire Marshal....Insurance Company**



Firestop Contractors International Association
4415 W. Harrison St., #540
Hillside, IL 60162
(708) 202 -1108

Questions??



**FCIA's DIIM:
Firestop 101
Education
Program**

- **Design**
- **Installation**
- **Inspection**
- **Maintenance &
Management**